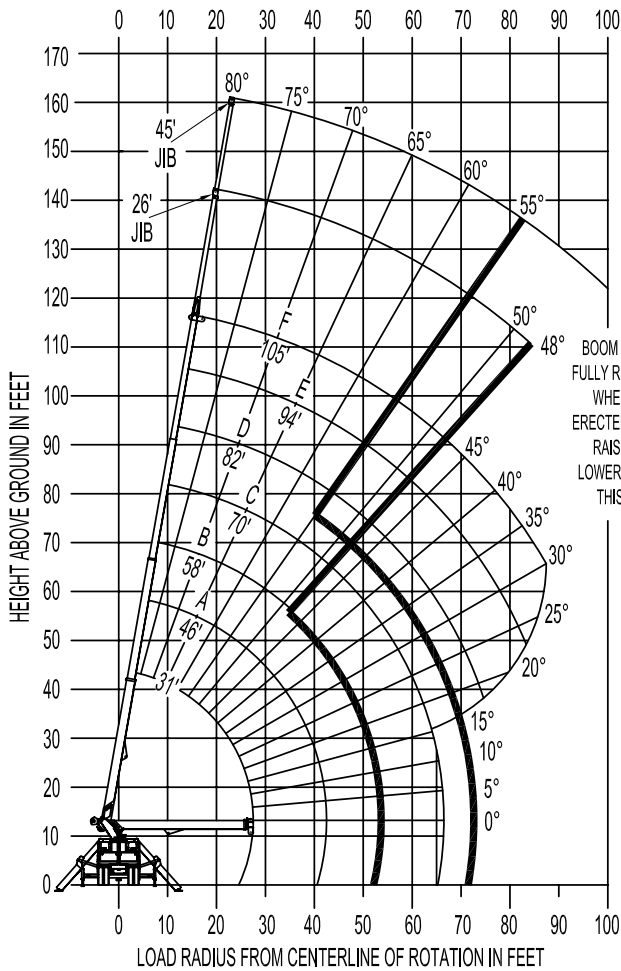
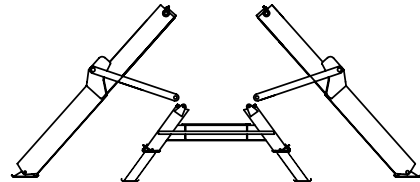


## MODEL 26105 RANGE SPECIFICATIONS

### RANGE DIAGRAM WITH FULL SPAN OUTRIGGERS



BOOM MUST BE FULLY RETRACTED WHEN JIB IS ERECTED, BEFORE RAISING OR LOWERING THROUGH THIS AREA

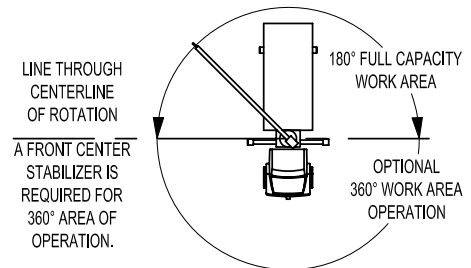


OUTRIGGERS AT FULL EXTENSION

#### NOTE:

1. OPERATE JIB BY RADIUS WHEN MAIN BOOM IS FULLY EXTENDED. INCREASE BOOM ANGLE IF NECESSARY TO MAINTAIN LOAD RADIUS.
2. WHEN BOOM IS RETRACTED, OPERATE JIB BY BOOM ANGLE. DO NOT EXCEED ANY RATED JIB CAPACITIES AT REDUCED BOOM LENGTHS.
3. CAPACITIES DO NOT EXCEED 85% STABILITY.
4. PERSONNEL HANDLING IS ALLOWED ONLY WITH FULL SPAN OUTRIGGERS.
5. LOAD RATINGS ABOVE BOLD LINE ARE STRUCTURALLY LIMITED.
6. BOOM LOAD RATINGS ARE BASED ON LOADED BOOM RADIUS.
7. LOADED BOOM ANGLES ARE GIVEN AS A REFERENCE ONLY.

#### AREA OF OPERATION



## MODEL 26105 LOAD SPECIFICATIONS

### MAIN BOOM LOAD RATINGS WITH FULLY EXTENDED OUTRIGGERS

LOAD RADIUS IN FEET	LOADED BOOM ANGLE	31-FT.	A 46-FT.	LOADED BOOM ANGLE	B 58-FT.	LOADED BOOM ANGLE	C 70-FT.	LOADED BOOM ANGLE	D 82-FT.	LOADED BOOM ANGLE	E 94-FT.	LOADED BOOM ANGLE	F 105-FT.	
5	80	52,000												
6	78	44,000												
8	74	36,600	79.5	30,000										
10	70	31,000	77	27,000	80	20,000								
12	66	26,500	74.5	24,900	78	19,800								
14	61.5	20,500	72	21,800	76	17,700	79.5	18,500						
16	57	18,500	69	19,500	74	16,000	77.5	16,000						
18	52	15,900	66	15,800	72	14,400	76	14,800	78.5	13,700				
20	47	14,300	63	12,800	69.5	11,500	74	13,400	77	12,500	79.5	11,500		
25	30.5	10,300	55.5	11,000	64.5	9,500	69.5	10,900	73.5	10,300	76	9,750	78.5	8,400
30			47.5	9,300	58.5	7,950	65.5	9,000	70	8,500	72.5	8,050	75.5	7,600
35			37.5	8,500	52.5	6,700	60.5	7,500	66	7,050	70	6,650	72.5	6,200
40			23	6,300	45.5	5,600	55.5	6,300	62	5,800	66.5	5,600	69.5	5,300
45					37	4,000	50	5,300	57.5	5,000	63	4,700	66.5	4,550
50					26.5	3,850	44	4,600	53	4,400	59	4,300	63.5	3,900
55							37	3,800	48.5	3,800	55.5	3,800	60	3,450
60							28.5	2,700	43	3,250	51.5	3,300	56.5	3,000
65							15.5	2,150	37	2,700	47	2,800	53	2,700
70									30	2,150	42.5	2,250	49.5	2,350
75									20.5	1,800	37	1,900	45.5	1,850
80											30.5	1,000	41	1,450
85											23	600	36	1,150
90													30.5	850
	0	5,500	0	2,900	0	1,100	0	500						
DEDUCTIONS FOR STOWED JIB (lbs)	850		600		450		400		350		300		250	
	550		350		300		250		200		150		150	

### JIB LOAD RATINGS WITH FULLY EXTENDED OUTRIGGERS

26-ft FIXED LENGTH JIB			26'-45' TWO SECTION JIB				
LOAD RADIUS IN FEET	LOADED BOOM ANGLE	26-ft JIB	RETRACTED 26' JIB		EXTENDED 45' JIB		
			LOAD RADIUS IN FEET	LOADED BOOM ANGLE	26-ft JIB	LOADED BOOM ANGLE	45-ft JIB
30	78.5	4,400	30	78.5	4,150		
35	76.5	4,000	35	76	3,750	77	2,350
40	74	3,600	40	74	3,350	75.5	2,200
45	72	3,100	45	71.5	2,850	74	2,100
50	69.5	2,700	50	69	2,450	72	1,950
55	67	2,300	55	66.5	2,050	70	1,750
60	64.5	2,000	60	64	1,750	68	1,600
65	62	1,700	65	61.5	1,450	66	1,400
70	59	1,500	70	59	1,250	64	1,250
75	56.5	1,300	75	56	1,050	61.5	1,050
80	53.5	1,100	80	53.5	850	59.5	850
85	50.5	900	85	50.5	650	57	750
90	47.5	700	90			55	650
			95			52	500

#### NOTICE

- DO NOT DEADHEAD LINE BLOCK AGAINST BOOM TIP WHEN EXTENDING BOOM.
- KEEP AT LEAST 5 WRAPS OF LOADLINE ON THE WINCH DRUM AT ALL TIMES.
- USE ONLY 9/16" DIAMETER WIRE ROPE, AS SPECIFIED BELOW, WITH THE PROPER BREAKING STRENGTHS LISTED.
- ANTI-TWO-BLOCK SYSTEM MUST BE IN GOOD OPERATING CONDITION BEFORE OPERATING CRANE. SEE OPERATION & SAFETY MANUAL.

DEDUCTIONS FOR STOWED EXTENDABLE JIB (lbs)  
 DEDUCTIONS FOR STOWED FIXED LENGTH JIB (lbs)

#### 1-PART LINE



MAX PULL: 9,060 lbs

#### 2-PART LINE



18,120 lbs

#### 3-PART LINE



27,180 lbs

#### 4-PART LINE



36,240 lbs

#### 5-PART LINE



45,300 lbs

#### 6-PART LINE



52,000 lbs

ELLIOTT EQUIPMENT CO. SUPPLIED  
 LOADLINE EQUIPMENT DEDUCTIONS:  
 DOWNHAUL WEIGHT .....180 lbs  
 ONE SHEAVE BLOCK.....375 lbs  
 TWO SHEAVE BLOCK.....640 lbs  
 THREE SHEAVE BLOCK.....870 lbs  
 AUXILIARY SHEAVE.....100 lbs

9/16" -SPIN RESISTANT 5:1 S.F.) 45,300-lbs.  
 BREAKING STRENGTH

CRANE MEETS ASME B30.5 REQUIREMENTS AT TIME OF MANUFACTURE

DO NOT PAINT OVER ANY LABELS 113570 07209